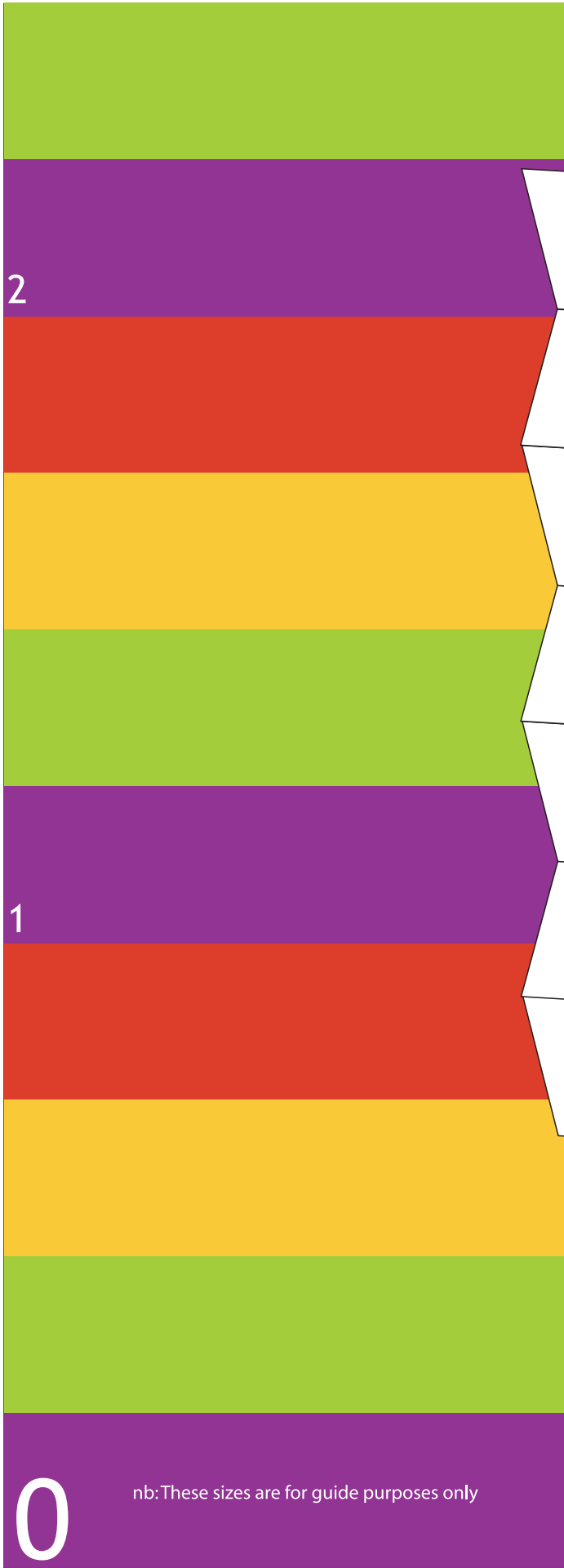





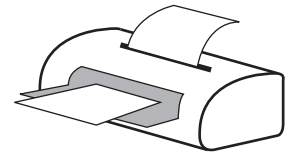
This arrow should join the next sheet with the same letter:



### HOW TO MAKE YOUR CHART:

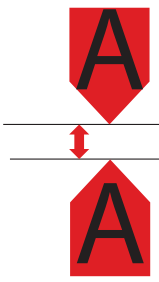
#### 1) Print each page.

Most printers can't print right to the edge so to make sure your chart is as accurate as possible check the following:  
If you have an options to print at "full size" select it and don't click "reduce to fit page".



2) Cut pages out around the line of fold the edges so they can join completely together

3) Butt the pages together with the letters meeting each other.



4) Tape together on the back and pin to your wall!



0

nb: These sizes are for guide purposes only



This arrow should join the next sheet with the same letter:



This arrow should join the next sheet with the same letter:





This arrow should  
join the next sheet  
with the same letter:



[www.mini-jumps.com](http://www.mini-jumps.com)

This arrow should  
join the next sheet  
with the same letter:





This arrow should  
join the next sheet  
with the same letter:



9

8



This arrow should  
join the next sheet  
with the same letter:



12

11

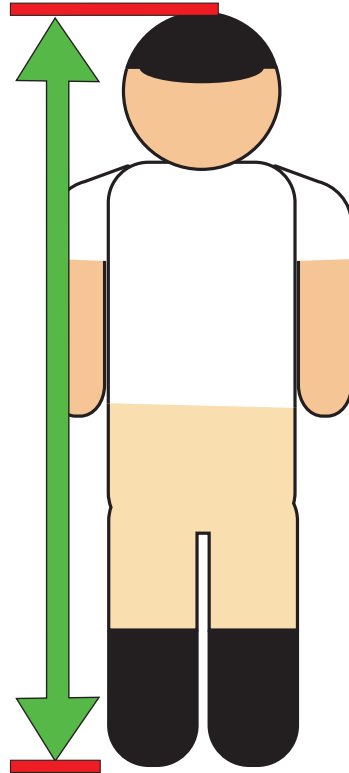
10



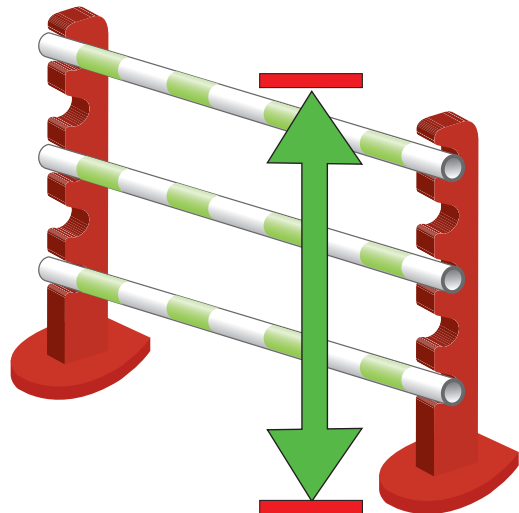
This arrow should join the next sheet with the same letter:



**Also fun for measuring riders!**



**...and how high you can leap a Mini-jump!**



This arrow should join the next sheet with the same letter:



14.1

14

13.3

13.2

13.1

13

12.3

12.2

12.1

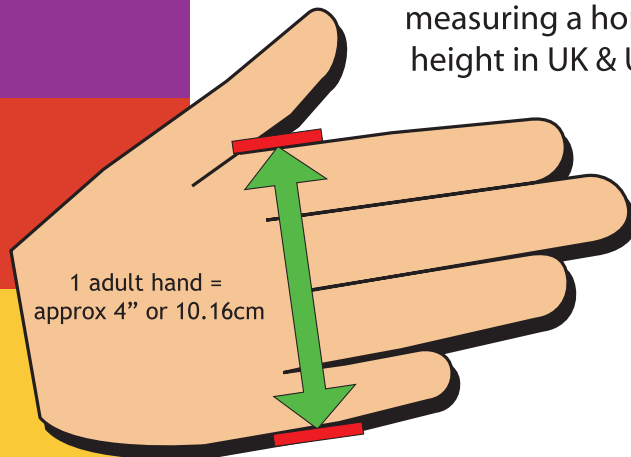


This arrow should join the next sheet with the same letter:




### What is "hands high"?

The ancient and standard form of measuring a horses height in UK & USA



**0.1 hand = 1" or 25.4mm**

Pony size is number of hands between Withers and floor



This arrow should join the next sheet with the same letter:



# MINI-JUMPS

# “HANDS HIGH”

Pony (or Rider!)  
Height Chart




15

The official  
maximum  
pony size!

14.2

hh



F